

Lesson 12: Fintech Business Models

Module 1: FinTech Fundamentals

Digital Finance

FinTech Business Model Types



[SYNTHETIC DATA]

FinTech business models span platforms, embedded finance, BaaS, subscriptions, and data monetization.

Two-Sided Marketplaces

- Connect supply and demand
- Transaction fee monetization
- Network effects critical
- Examples: P2P lending, exchanges

Platform Business Model

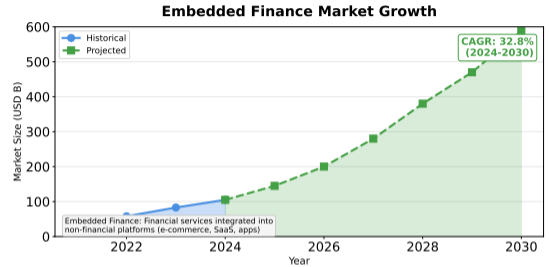


[SYNTHETIC DATA]

Two-sided platforms connect supply and demand—network effects create winner-take-most dynamics.

Financial Services in Non-Financial Apps

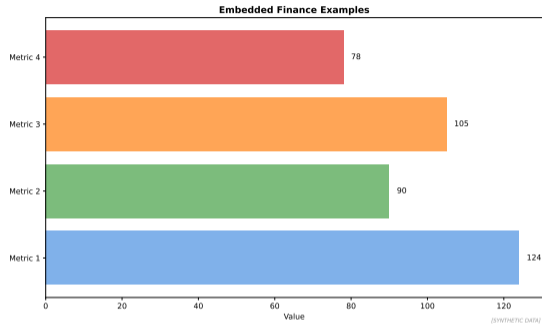
- Shopify Capital
- Uber Money
- Tesla Insurance
- \$7T market by 2030



Source: grandviewresearch.com/industry-analysis/embedded-finance-market-report

Embedded finance integrates financial services into non-financial apps—projected \$7T market by 2030. [Source: World Federation of Exchanges 2024]

Embedded Finance Examples



Shopify Capital, Uber Money, Tesla Insurance—every company becoming a fintech company.

Banking-as-a-Service (BaaS)

Infrastructure Layer

- White-label banking
- API-driven services
- Regulatory license rental
- Examples: Synapse, Marqeta

Banking-as-a-Service Architecture



[SYNTHETIC DATA]

BaaS provides white-label banking infrastructure via APIs—enabling non-banks to offer financial services.

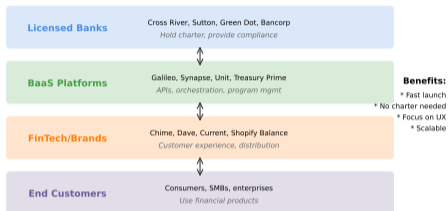
BaaS Value Chain



[SYNTHETIC DATA]

BaaS value chain: licensed bank + middleware platform + brand—each layer captures revenue.

Banking-as-a-Service (BaaS) Ecosystem



Source: a16z.com, unit.co, galileo-ft.com (BaaS)

BaaS ecosystem connects sponsor banks, middleware platforms, and brand distributors.

Marqeta Case Study

Card Issuing Platform

- Founded: 2010
- \$6B valuation (2021 IPO)
- Customers: Square, DoorDash
- Real-time card issuance API

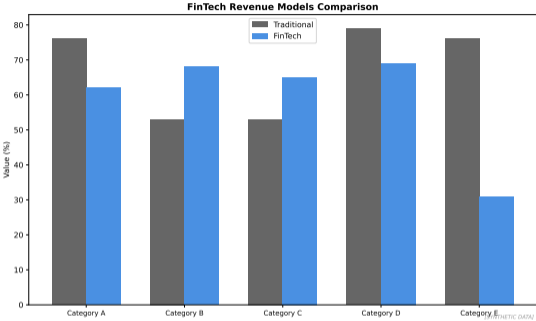
Marqeta Business Model



[SYNTHETIC DATA]

Marqeta pioneered modern card issuing—\$6B valuation, powers Square and DoorDash card programs. [Source: Company filings, Crunchbase 2024]

Revenue Model Comparison

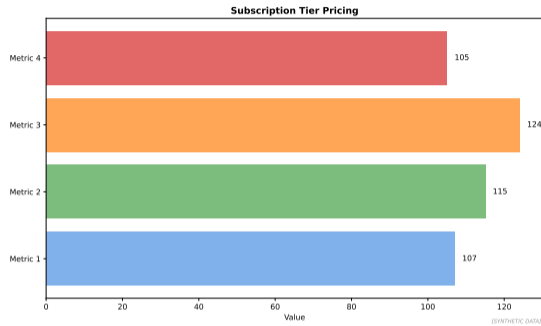


Revenue models: transaction fees, subscriptions, interchange, interest margin, and data monetization.

Subscription Models

Recurring Revenue

- N26 Metal: 16.90/month
- Revolut Premium: £6.99/month
- Predictable cash flow
- Higher LTV



Subscription models provide predictable revenue—N26 Metal and Revolut Premium show tiered pricing power.

Freemium Strategy

Free + Premium Tiers

- 5-10% conversion typical
- Viral growth driver
- Upsell opportunities
- Requires scale

Freemium Conversion Funnel



[SYNTHETIC DATA]

Freemium drives viral growth—5-10% conversion to paid typical, requires scale for profitability.

Insights-as-a-Service

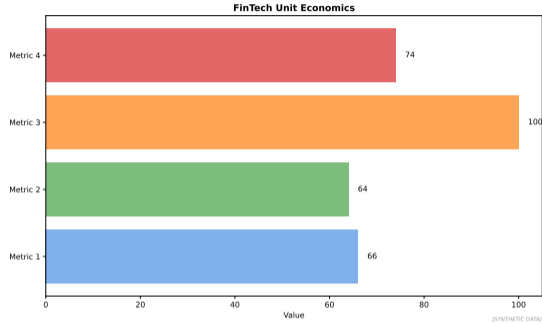
- Aggregated spending patterns
- Credit risk signals
- Merchant analytics
- Privacy considerations

Data Monetization Model



[SYNTHETIC DATA]

Data monetization sells aggregated insights—spending patterns, credit signals, merchant analytics.

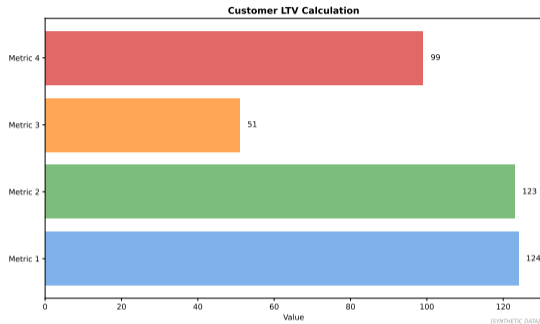


Unit economics drive FinTech viability—CAC, LTV, payback period, and contribution margin are key metrics.

Customer Lifetime Value (LTV)

LTV Calculation

- Average revenue per user
- Churn rate
- Gross margin
- $LTV = ARPU \times Margin / Churn$

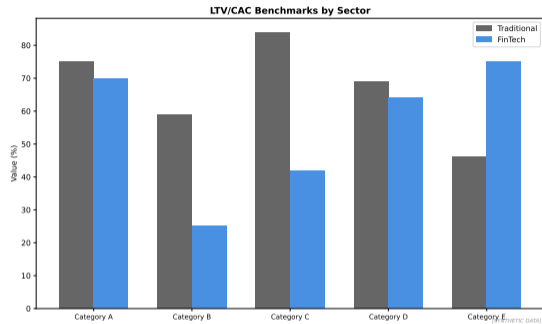


$LTV = ARPU \times Margin / Churn$ —maximizing LTV requires increasing revenue, margins, and retention.

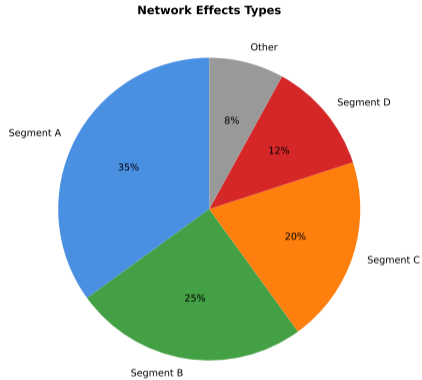
LTV/CAC Ratio Benchmarks

Health Metrics

- < 1 : Unprofitable growth
- 1-3: Breakeven zone
- 3+: Sustainable business
- Best-in-class: 5-7x



LTV/CAC ≥ 3 indicates sustainable business—below 1 means unprofitable growth, best-in-class hit 5-7x.



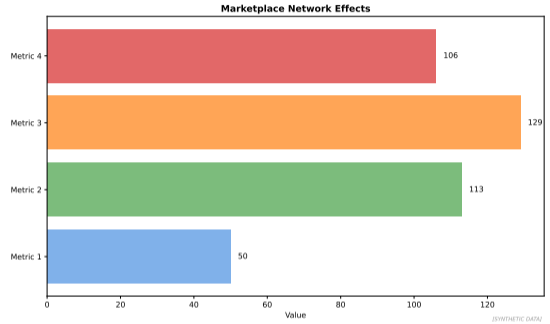
[SYNTHETIC DATA]

Network effects types: direct (same-side), cross-side (marketplace), and data network effects.

Cross-Network Effects

Marketplace Dynamics

- More lenders → better rates
- More borrowers → more lenders
- Liquidity threshold
- Winner-take-most markets



Cross-network effects create winner-take-most markets—more lenders attract more borrowers and vice versa.

Future: Super-App Convergence

All-in-One Platforms

- Banking + payments + investing
- Revolut model (35M users)
- Ecosystem lock-in
- Cross-sell efficiency

Super-App Business Model



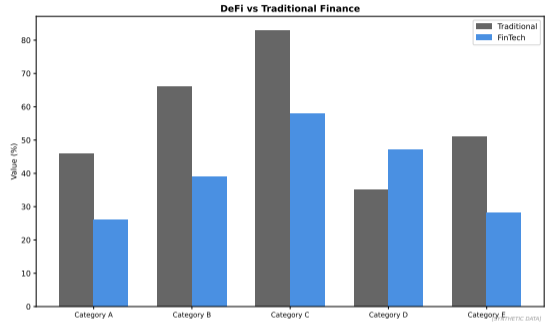
[SYNTHETIC DATA]

Super-apps combine banking, payments, and investing—Revolut (35M users) shows ecosystem lock-in power. [Source: Nilson Report, World Bank 2024]

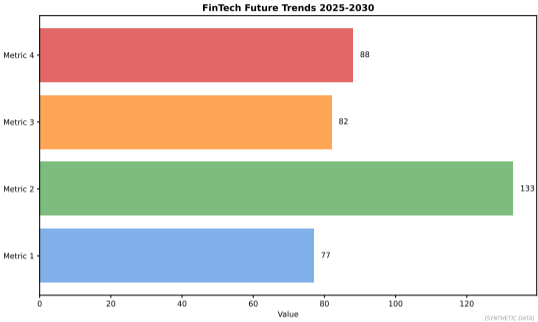
Decentralized Finance (DeFi)

Protocol-Based Models

- No intermediary fees
- Governance token incentives
- Liquidity mining rewards
- Regulatory uncertainty

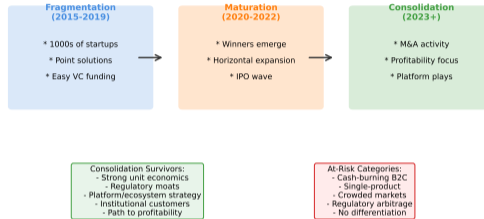


DeFi eliminates intermediaries with protocol-based models—governance tokens and liquidity mining incentives.



Future trends: AI-native finance, embedded everywhere, DeFi maturation, and green finance growth.

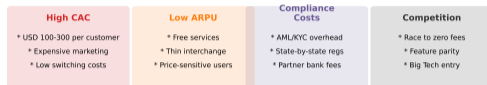
FinTech Market Consolidation



Source: cbinsights.com, pitchbook.com (FinTech Consolidation)

Market consolidation accelerates—M&A and shutdowns reshape the fintech landscape.

The FinTech Profitability Challenge



- Paths to Profitability:
1. Premium/subscription tiers (Robinhood Gold, Acorns)
 2. B2B pivot (enterprise, BaaS licensing)
 3. Interest income (deposits, lending)

2024 Shift: Investors demand path to profitability, not just growth

Source: mckinsey.com, bah.com (FinTech Profitability)

Path to profitability remains elusive—only 5-10% of fintechs achieve positive unit economics.

Sustainable FinTech / Green Finance

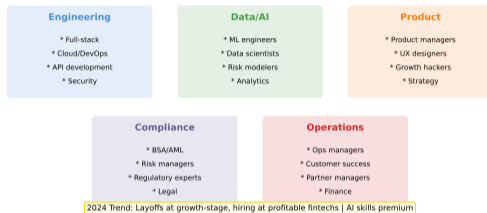


Green FinTech Growth:
- ESG assets: USD 50T+ globally
- Sustainable bond issuance: USD 1T+ (2024)
- Carbon market: USD 100B+
- Gen Z: 2x more likely to choose sustainable option

Source: [bnef.com](https://www.bnef.com), [gsi-alliance.org](https://www.gsi-alliance.org) (Green Finance)

ESG integration grows in fintech—green lending, carbon tracking, and sustainable investing rise.

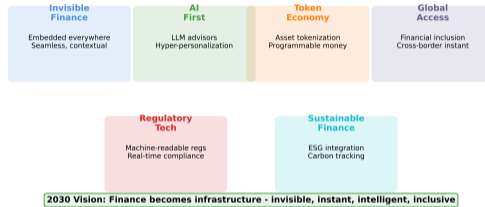
FinTech Talent Landscape



Source: [linkedin.com/economicgraph](https://www.linkedin.com/economicgraph), cbinsights.com (FinTech Talent)

Competition for fintech talent intensifies—engineers, data scientists, and compliance experts in high demand.

FinTech 2030: A Vision



Source: [weforum.org](https://www.weforum.org), [mckinsey.com](https://www.mckinsey.com) (FinTech Future)

2030 vision: embedded finance everywhere, AI-driven personalization, and decentralized infrastructure. [Source: CB Insights, Statista 2024]

Key Takeaways

- **Embedded Finance:** \$7T market by 2030, integration everywhere
- **BaaS:** Infrastructure layer enabling non-banks to offer banking
- **Unit Economics:** $LTV/CAC > 3$ for sustainability
- **Network Effects:** Winner-take-most in marketplace models
- **Future:** Super-app convergence + DeFi disruption

Business model selection determines FinTech success—unit economics and network effects are decisive factors. [Source: CB Insights, Statista 2024]