

ML-Powered Innovation

From Challenge to Strategy: The Innovation Diamond

Machine Learning for Smarter Innovation

BSc Course Capstone

Course Roadmap: 14 Topics, One Framework

Foundations: ML, Supervised, Unsupervised, Neural Networks

Core Techniques: Clustering, Classification, NLP, Topic Modeling

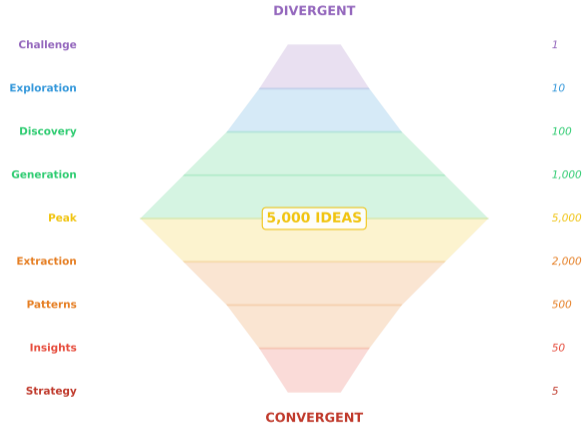
Advanced: Generative AI, Structured Output, Validation, A/B Testing

Specialized: Responsible AI, Finance Applications

All 14 topics connect through the Innovation Diamond

Each ML technique serves a specific purpose in the innovation journey from challenge to strategy

The Innovation Diamond: From Challenge to Strategy



ML enables both creative expansion and strategic focus in innovation

The Innovation Challenge:

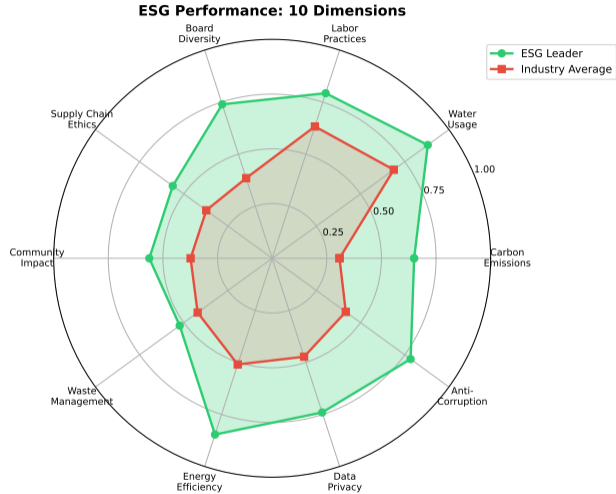
“How can we create an investment portfolio that maximizes returns while ensuring genuine environmental and social impact?”

Why This Matters:

- \$35 trillion in ESG assets globally
- Greenwashing concerns abound
- Need rigorous, data-driven approach

Our Journey: 1 challenge → 5,000 possibilities → 5 strategies

This challenge will guide us through all 14 ML topics in the Innovation Diamond



The Starting Point (1)

- Define the problem clearly
- Understand stakeholder needs
- Set measurable success criteria

Signature Equation – Loss Function:

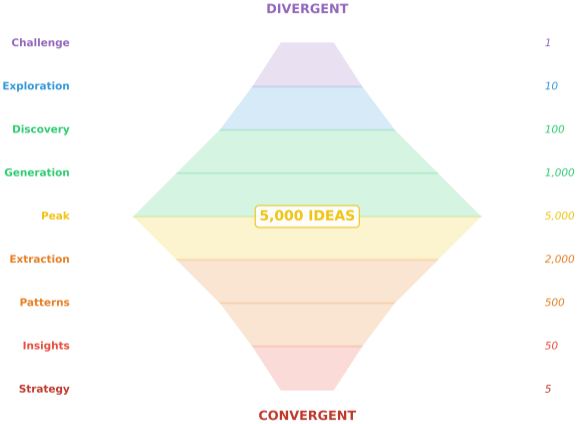
$$L(\theta) = \frac{1}{n} \sum_{i=1}^n \ell(y_i, f(x_i; \theta))$$

ESG Application:

Minimize prediction error for ESG impact vs. returns tradeoff

Pitfall: *Starting too broad or too narrow*

The Innovation Diamond



Expansion then convergence in innovation

Exploring the Space (10 dimensions)

- Identify relevant dimensions
- Find hidden structure in data
- No predefined labels needed

Signature Equation – K-Means:

$$\operatorname{argmin}_C \sum_k \sum_{x \in C_k} \|x - \mu_k\|^2$$

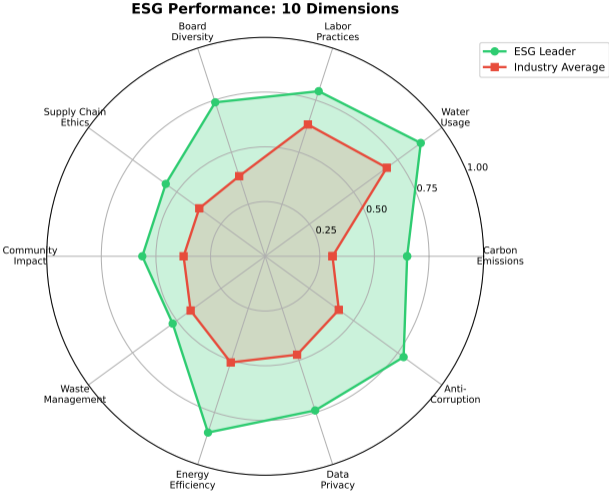
ESG Application:

10 dimensions discovered: Carbon, Water, Labor, Board diversity, Supply chain, Community, Waste, Energy, Privacy, Anti-corruption

Pitfall: *Ignoring non-obvious dimensions*

Unsupervised Learning reveals hidden structure without requiring labeled examples

ESG Dimension Exploration



Unsupervised methods discover key ESG dimensions

Feature Engineering (100 features)

- Transform raw data into features
- Engineer domain-specific metrics
- Validate feature relevance

Signature Equation – Linear Prediction:

$$\hat{y} = \sum_{j=1}^P \beta_j x_j + \epsilon$$

ESG Application:

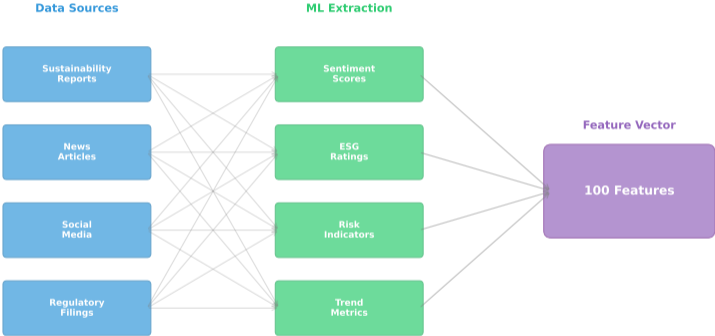
100 features from sustainability reports, news sentiment, social media, regulatory filings

Pitfall: *Creating features without domain knowledge*

Supervised Learning teaches which features actually predict outcomes

Feature Extraction Process

Feature Engineering: From Raw Data to ML Features



Raw data transforms into predictive features through systematic engineering

Deep Learning Power

- Learn complex patterns
- Automatic feature extraction
- Transfer learning capability

Signature Equation – Forward Propagation:

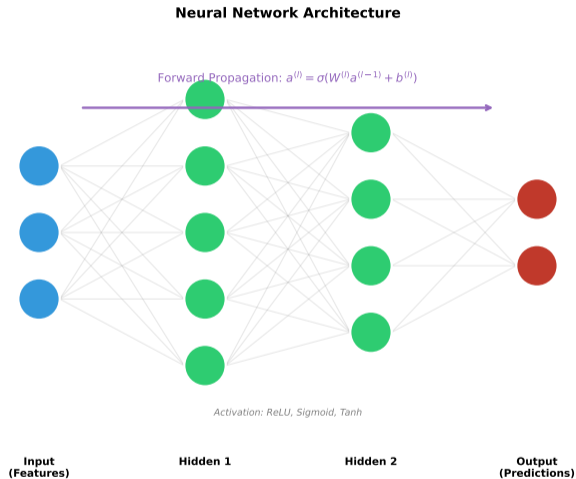
$$a^{(l)} = \sigma(W^{(l)}a^{(l-1)} + b^{(l)})$$

ESG Application:

Deep networks process unstructured ESG reports, extract sentiment from news, identify patterns in complex datasets

Pitfall: *Black-box models reduce interpretability*

Neural Networks provide powerful pattern recognition across the entire innovation journey



Creative Expansion (1,000 ideas)

- Generate diverse possibilities
- Explore unconventional combinations
- Push beyond obvious solutions

Signature Equation – Generative Model:

$$P(x) = \int P(x|z)P(z)dz$$

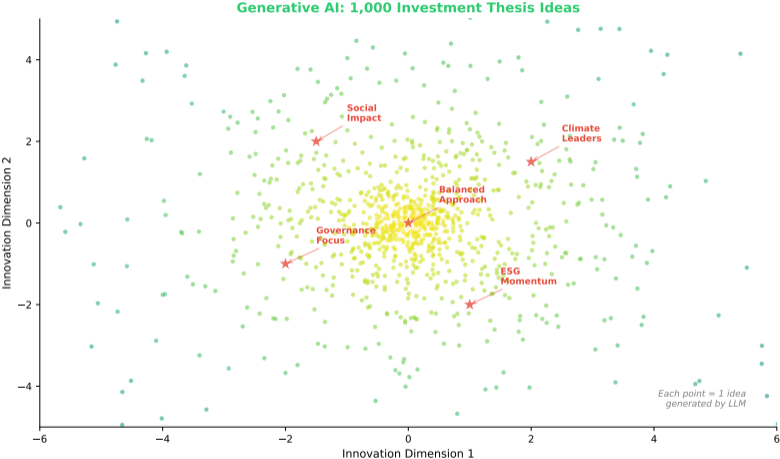
ESG Application:

LLMs generate 1,000 investment thesis variations like “Invest in circular economy leaders”

Pitfall: *Generating ideas without quality filters*

Generative AI expands the solution space beyond human capacity

Idea Generation at Scale



LLMs and generative models create thousands of novel combinations

Discovering Themes

- Extract topics from documents
- Identify latent themes
- Organize unstructured content

Signature Equation – LDA:

$$P(w|d) = \sum_t P(w|t)P(t|d)$$

ESG Application:

LDA discovers themes in sustainability reports: “climate action”, “diversity initiatives”, “governance reforms”

Pitfall: *Over-interpreting topic labels*

Topic Distribution Example

Topic	Weight
Climate Action	0.35
Supply Chain	0.25
Governance	0.20
Social Impact	0.15
Other	0.05

Topic Modeling reveals hidden themes in document collections

Maximum Expansion (5,000 ideas)

- Process massive text data
- Extract sentiment signals
- Combine all generated content

Signature Equation – Language Model:

$$P(w_t | w_{t-k}, \dots, w_{t-1}) = \text{softmax}(W \cdot h_t)$$

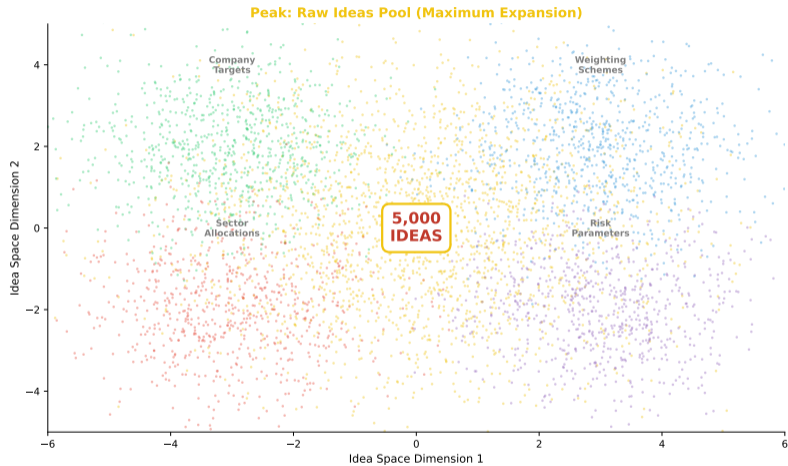
ESG Application:

5,000 potential criteria combining company targets (500+), weighting schemes (100+), sectors (50+), risk parameters (20+)

Pitfall: *Analysis paralysis at peak*

NLP and Sentiment Analysis help process and understand massive text-based idea pools

Peak: 5,000 Possibilities



The peak represents maximum divergence before convergence begins

Divergent Phase Summary: Techniques That Expand

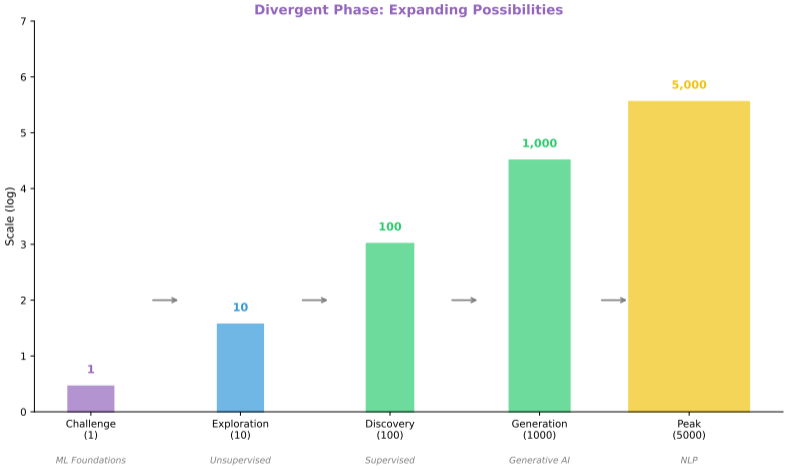
Stage	Count	ML Technique	Course Topic
Challenge	1	Problem Framing	ML Foundations
Exploration	10	Data Mining	Unsupervised Learning
Discovery	100	Feature Engineering	Supervised Learning
Generation	1,000	Generative Algorithms	Generative AI, Topic Modeling
Peak	5,000	NLP Analysis	NLP & Sentiment

Key Insight: Each technique serves a specific expansion purpose

- **Unsupervised** learning finds structure without labels
- **Generative AI** creates new possibilities
- **NLP** processes human-generated content at scale

Divergent thinking requires ML techniques that expand rather than constrain

Visualizing Expansion: 1 to 5,000



The divergent phase systematically expands from a single challenge to thousands of possibilities

5,000 ideas



“Having many options is valuable only if you can choose wisely.”



5 strategies

The convergent phase applies ML to systematically filter, pattern-match, validate, and select.

Innovation requires both expansion and focus – now we apply convergent ML techniques

Initial Filtering (2,000)

- Group similar ideas
- Remove duplicates and noise
- Identify natural clusters

Signature Equation – Silhouette Score:

$$\text{Silhouette}(i) = \frac{b(i) - a(i)}{\max(a(i), b(i))}$$

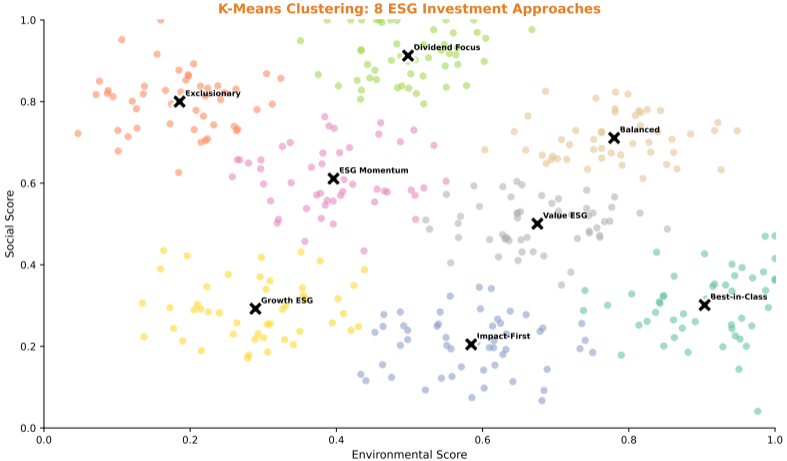
ESG Application:

8 distinct clusters: Best-in-class, Exclusionary, Impact-first, ESG momentum, etc.

Pitfall: *Forcing clusters that don't exist*

Clustering groups similar ideas, reducing 5000 to meaningful categories

ESG Strategy Clusters



Clustering reveals natural groupings in ESG investment approaches

Ranking and Categorizing (500)

- Identify high-potential patterns
- Classify by feasibility/impact
- Rank by multiple criteria

Signature Equation – Gini Impurity:

$$\text{Gini}(D) = 1 - \sum_{k=1}^K p_k^2$$

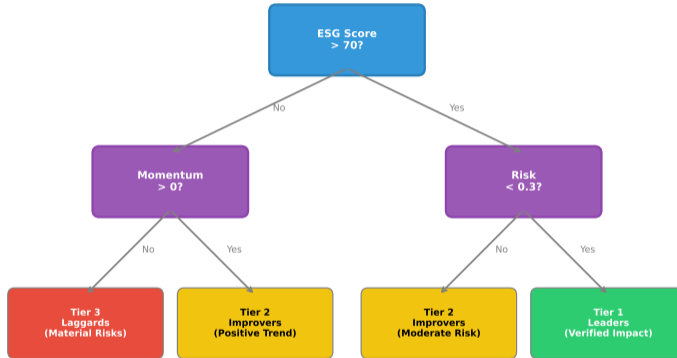
ESG Application:

Tier 1: Leaders (verified impact), Tier 2: Improvers, Tier 3: Laggards

Pitfall: *Over-relying on historical patterns*

Classification assigns categories based on learned patterns from data

Classification: ESG Sustainability Tiers



Classification separates companies into tiers based on ESG performance

Testing Hypotheses (50)

- Rigorous hypothesis testing
- Compare approaches quantitatively
- Validate with holdout data

Signature Equation – Cross-Validation:

$$CV = \frac{1}{k} \sum_{i=1}^k \text{Score}(f_{-i}, D_i)$$

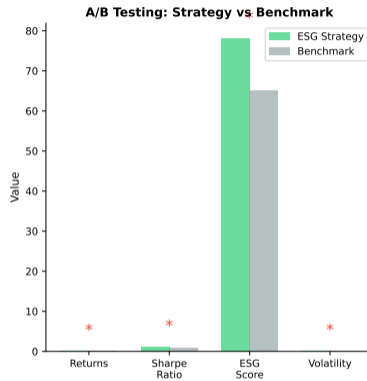
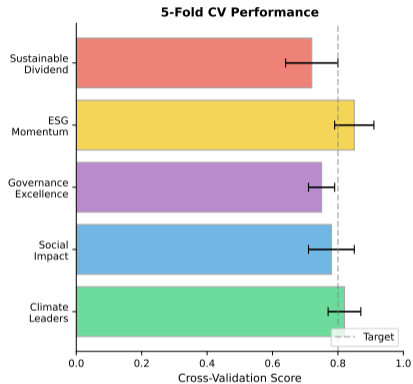
ESG Application:

5-fold CV on portfolio strategies, compare risk-adjusted returns

Pitfall: *Overfitting to historical data*

Validation ensures our insights are genuine, not artifacts of noise

Cross-Validation Performance



Cross-validation provides robust estimates of model performance

Statistical Experimentation

- Compare strategies rigorously
- Control for confounding factors
- Measure statistical significance

Signature Equation – t-statistic:

$$t = \frac{\bar{x}_A - \bar{x}_B}{\sqrt{\frac{s_A^2}{n_A} + \frac{s_B^2}{n_B}}}$$

ESG Application:

A/B test: ESG strategy vs. benchmark on returns, Sharpe ratio, ESG scores

Pitfall: *Insufficient sample size*

A/B Test Results

Metric	ESG	Bench
Returns	12%	9%
Sharpe	1.2	0.9
ESG Score	78	65
Volatility	15%	18%

p-value < 0.05 for returns

A/B Testing provides statistical confidence in strategy comparisons

Final Selection (5)

- Apply fairness principles
- Consider bias and ethics
- Ensure explainability

Signature Equation – SHAP Value:

$$\phi_j = \sum_S \frac{|S|!(n - |S| - 1)!}{n!} [v(S \cup j) - v(S)]$$

ESG Application:

SHAP explains why each company was selected, ensuring transparency

Pitfall: *Black-box decisions without transparency*

SHAP Feature Importance

Feature	Impact
Carbon Score	+0.35
Board Diversity	+0.22
Revenue Growth	+0.18
Controversy Score	-0.15
Sector	+0.10

Responsible AI ensures final strategies are fair, explainable, and trustworthy

Reliable AI Responses

- JSON schema validation
- Consistent output format
- Production-ready reliability

Key Concept – Schema Validation:

```
{  
  "strategy": "Climate Leaders",  
  "confidence": 0.92,  
  "companies": ["MSFT", "AAPL"],  
  "risk_level": "medium"  
}
```

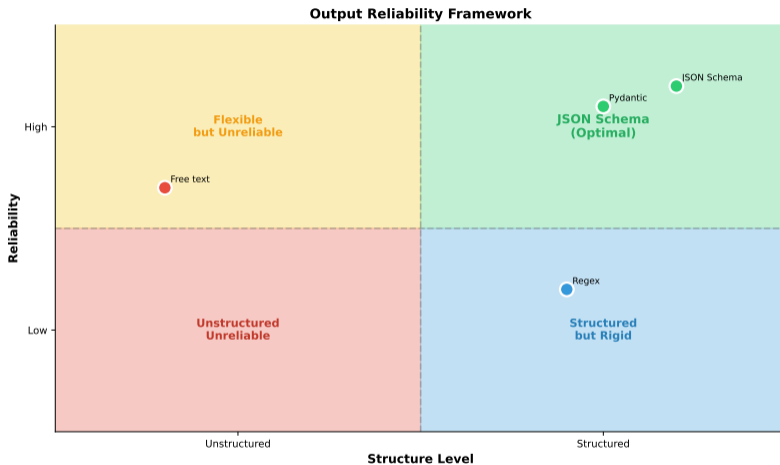
ESG Application:

Structured portfolio recommendations with validated JSON output

Pitfall: *Unstructured outputs break downstream systems*

Structured Output ensures AI responses integrate reliably into production systems

Output Reliability Framework



JSON schema validation ensures consistent, reliable AI outputs

Quantitative Finance ML

- Risk modeling and VaR
- Portfolio optimization
- Market prediction

Signature Equation – Value at Risk:

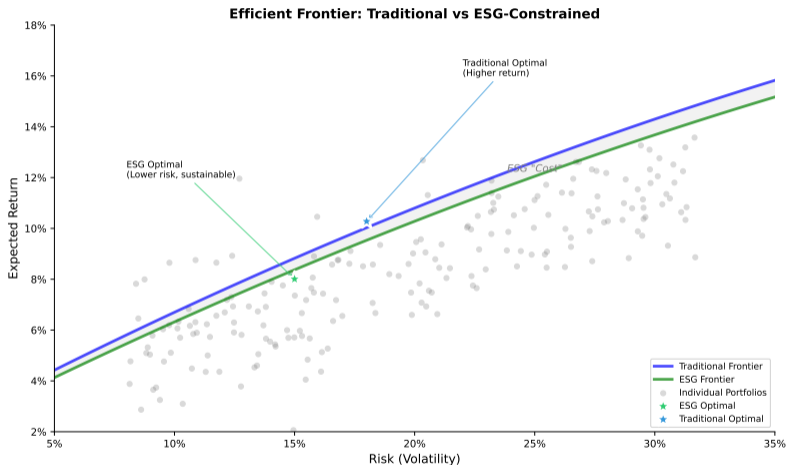
$$\text{VaR}_\alpha = -\inf\{x : P(X \leq x) \geq \alpha\}$$

ESG Application:

Efficient frontier with ESG constraints, downside risk modeling

Pitfall: *Ignoring tail risks in ESG portfolios*

Finance Applications bring rigorous quantitative methods to ESG portfolio construction



Portfolio optimization balances ESG constraints with return objectives

Convergent Phase Summary: Techniques That Focus

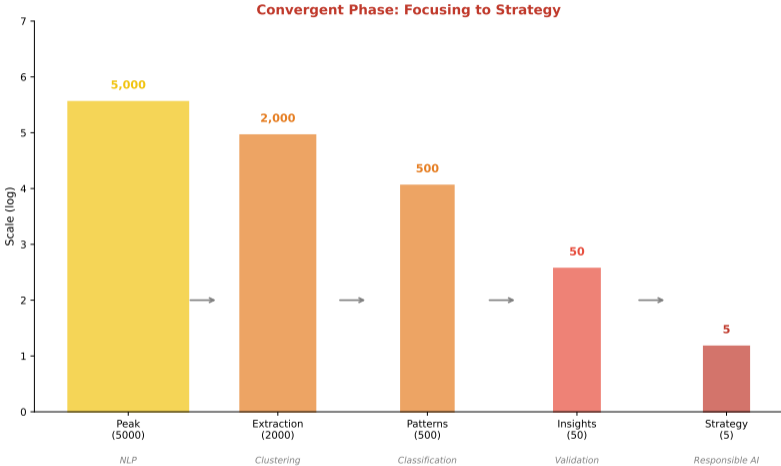
Stage	Count	ML Technique	Course Topic
Extraction	2,000	Clustering	Clustering
Patterns	500	Classification	Classification
Insights	50	Optimization	Validation, A/B Testing
Strategy	5	Decision Support	Responsible AI, Finance

Key Insight: Each technique serves a specific focusing purpose

- **Clustering** groups and reduces
- **Classification** ranks and categorizes
- **Validation** tests and confirms
- **Responsible AI** ensures quality

Convergent thinking requires ML techniques that filter and focus rather than expand

Visualizing Convergence: 5,000 to 5



The convergent phase systematically reduces possibilities to actionable strategies

The Final 5 ESG Strategies

Final Output: 5 Actionable ESG Strategies

5,000 ideas

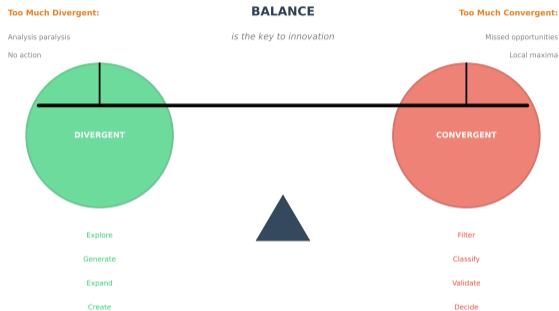


5 strategies



From one challenge to five actionable strategies – ML enables the full journey

The Key: Balance Is Everything



Too Much Divergence:

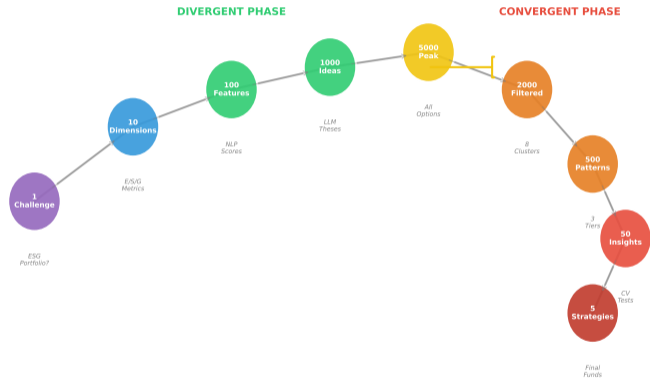
- Analysis paralysis
- No actionable outcomes

Too Much Convergence:

- Missed opportunities
- Local maxima trap

Successful innovation requires knowing when to expand and when to focus

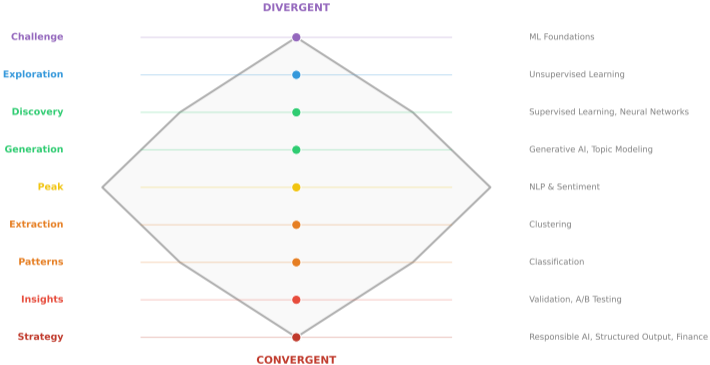
Complete ESG Innovation Journey: 1 Challenge to 5 Strategies



From one challenge to five strategies – ML enables the full innovation journey

All 14 Topics on the Diamond

14 Course Topics Mapped to Innovation Diamond



Every course topic has its place in the innovation journey

Use Divergent When:

- Problem is new, unclear, or needs fresh perspectives
- Early in project lifecycle

ML Tools: Unsupervised, Generative AI, NLP

Use Convergent When:

- Many options, limited resources, deadline approaching
- Ready for implementation

ML Tools: Clustering, Classification, Validation

Recognize which phase you're in and apply the appropriate ML techniques

Innovation = Divergent + Convergent

DIVERGENT

Explore possibilities
Generate ideas
Expand the space
Creative thinking

CONVERGENT

Filter options
Validate hypotheses
Focus on best
Critical thinking

“The best innovations come from exploring widely, then selecting wisely.”

Machine Learning amplifies both sides – expanding human creativity and sharpening human judgment

Topic	Phase	Key Equation	Purpose
ML Foundations	Divergent	Loss Function	Problem framing
Supervised	Divergent	Linear $\hat{y} = X\beta$	Feature engineering
Unsupervised	Divergent	K-Means objective	Pattern discovery
Neural Networks	Both	Forward prop	Complex patterns
Generative AI	Divergent	$P(x) = \int P(x z)P(z)dz$	Idea generation
NLP & Sentiment	Divergent	Language model	Text processing
Topic Modeling	Divergent	LDA $P(w d)$	Theme extraction
Clustering	Convergent	Silhouette score	Grouping
Classification	Convergent	Gini impurity	Categorization
Validation	Convergent	Cross-validation	Testing
A/B Testing	Convergent	t-statistic	Comparison
Responsible AI	Convergent	SHAP values	Explainability
Structured Output	Convergent	JSON schema	Reliability
Finance	Convergent	VaR	Risk modeling

14 tools for the complete innovation journey from challenge to strategy

Common Pitfalls at Each Innovation Stage



Awareness of pitfalls at each stage helps navigate the innovation journey successfully

Challenge: Too broad/narrow scope

Fix: Define measurable success

Exploration: Confirmation bias

Fix: Use unsupervised methods

Generation: Infeasible/hallucinated ideas

Fix: Structured prompting

Peak: Analysis paralysis

Fix: Set convergence deadline

Divergent pitfalls often involve losing focus or generating noise instead of signal

Extraction: Forcing wrong k clusters

Fix: Elbow/silhouette methods

Pattern: Overfitting to past

Fix: Out-of-sample validation

Insights: p-hacking, lookahead bias

Fix: Proper train/test splits

Strategy: Black-box decisions

Fix: SHAP + fairness checks

Convergent pitfalls often involve premature closure or false confidence

- 1 **ML amplifies human innovation** – it doesn't replace creativity
- 2 **Both phases are essential** – expansion without focus is chaos; focus without expansion is local maxima
- 3 **Match technique to phase** – use generative tools for divergence, analytical tools for convergence
- 4 **Watch for pitfalls** – each stage has characteristic failure modes
- 5 **Trust but verify** – use validation to confirm ML insights

1 Challenge → 5,000 Ideas → 5 Strategies

The Innovation Diamond provides a framework for ML-powered innovation

Which ML Technique Should I Use?

Match technique to need:

- Explore unknown → Unsupervised
- Predict/Generate → Supervised/GenAI
- Text analysis → NLP
- Group/Categorize → Clustering/Classification

Key Questions:

- 1 Do you have labels? (Yes → Supervised)
- 2 Are you expanding or focusing?
- 3 What's your success metric?
- 4 How much data do you have?
- 5 Do you need explainability?

Remember: No single technique solves everything – combine approaches!

The right ML technique depends on your phase, data, and objectives

Think About Your Own Projects:

- 1 **What challenge** are you trying to solve?
- 2 **Which phase** are you currently in – divergent or convergent?
- 3 **Which ML techniques** could help you at this stage?
- 4 **What pitfalls** should you watch for?
- 5 **How will you know** when it's time to switch phases?

“The Innovation Diamond is not just a framework – it's a way of thinking about how ML can augment human creativity and judgment.”

Apply these principles to your own innovation challenges

- ① **ML amplifies human innovation** – it doesn't replace creativity
- ② **Both phases are essential** – expansion without focus is chaos; focus without expansion is local maxima
- ③ **Match technique to phase** – use generative tools for divergence, analytical tools for convergence
- ④ **Watch for pitfalls** – each stage has characteristic failure modes
- ⑤ **Trust but verify** – use validation to confirm ML insights

1 Challenge → 5,000 Ideas → 5 Strategies

Machine Learning enables both creative expansion and strategic focus

The Innovation Diamond provides a framework for ML-powered innovation from challenge to strategy

The Journey:

- **1** challenge → **10** dimensions → **100** features
- **1,000** theses → **5,000** raw criteria (Peak)
- **2,000** clusters → **500** patterns
- **50** insights → **5** final strategies

The Strategies:

- ① Climate Leaders Fund
- ② Social Impact Blend
- ③ Governance Excellence
- ④ ESG Momentum Strategy
- ⑤ Sustainable Dividend Growth

ML Techniques Used:

All 14 course topics applied in sequence through the Innovation Diamond

A complete demonstration of ML-powered innovation in sustainable finance

Course Materials:

- 14 topic slide decks
- Jupyter notebooks
- Handouts (basic/intermediate/advanced)
- Dataset for practice

Key Libraries:

- scikit-learn (ML algorithms)
- transformers (NLP/LLMs)
- matplotlib/seaborn (visualization)

Practice Projects:

- 1 Apply the Diamond to your own challenge
- 2 Build an ESG analysis pipeline
- 3 Create a clustering-based recommender
- 4 Develop an A/B testing framework

Remember:

The best way to learn ML is to *apply it to real problems!*

Continue your journey – apply ML to innovation challenges in your own domain